

## ► Pseudoword Decoding

### Materials

- Pseudoword Decoding Student Sheet, select 1–25 (for student)
- Pseudoword Decoding: Student Progress Chart (for teacher)

### Administration Notes

- The Pseudoword Decoding Quick Checks are arranged in five sets (A through E). Each set includes five Quick Checks designed to monitor students' progress in decoding words that follow specific word patterns:
  - Set A (1–5) — CVC words
  - Set B (6–10) — CVC words, “s” blends, and digraphs
  - Set C (11–15) — CVC words, “l” and “r” blends, and digraphs
  - Set D (16–20) — Blends and digraphs with short vowels and CVCe words
  - Set E (21–25) — Long vowel patterns
- The Pseudoword Decoding Quick Checks are administered individually.
- Choose the set that includes word patterns the student is currently exploring in reading and word study instruction. For guidance, check the most recent PALS spelling assessment for features that the student is “using but confusing.”
- Have the student read the words orally at his/her own pace. Allow plenty of time for the student to “sound out” each word. Note that this is **not** the same procedure that is used for the PALS word lists, where automatic word recognition is emphasized.
- Once the student decodes pseudowords with 90% or greater accuracy on any of the five lists in one set, move on to the next set.

### Instructions

1. Place the Quick Check in front of the student. Fold the sheet so that only one Quick Check is visible.
2. Tell the student, **“The words in the lists are not real words; they are pretend words that must be sounded out in order to read them.”**
3. Demonstrate pointing to the words and moving from line to line as you explain the task. Say, **“Put your finger on the first word. Read each of the pretend words, moving from left to right. When you finish the first line, go on to the next one. Continue until you have read all of the words.”**

### Scoring

1. The entire word must be read correctly to be counted as correct.
2. As the student reads, mark words that are read correctly on the Student Progress Chart. You may wish to write down the student's incorrect responses for future reference.
3. Count the number of pseudowords the student read correctly.
4. The maximum possible score for each list is 20.
5. Write the date and record the student's score on the Pseudoword Decoding: Student Progress Chart.


# ► Pseudoword Decoding: Student Progress Chart

Student \_\_\_\_\_

Date Range \_\_\_\_\_

Teacher \_\_\_\_\_

Date Mastered \_\_\_\_\_



<b>1</b>		
sab	ped	
ren	fop	
wub	det	
tog	lat	
zum	vit	
bot	bom	
cam	gip	
mib	nim	
yob	bup	
kag	hig	
<b>Score: _____/20</b>		
<b>Date: _____</b>		

<b>2</b>		
mot	tam	
yob	nud	
wap	ket	
mig	bim	
fip	rit	
veb	jom	
cug	zat	
dut	pob	
gub	lan	
sed	jup	
<b>Score: _____/20</b>		
<b>Date: _____</b>		

<b>3</b>		
lam	fim	
nop	zug	
ret	jad	
hob	ven	
yun	ped	
vot	com	
sig	dib	
bap	rud	
gat	wab	
kip	mog	
<b>Score: _____/20</b>		
<b>Date: _____</b>		

<b>4</b>		
bub	gam	
wim	tud	
kig	het	
yan	dat	
rup	jit	
cun	mab	
sog	nug	
fap	len	
vob	pum	
mip	zed	
<b>Score: _____/20</b>		
<b>Date: _____</b>		

<b>5</b>		
dit	gup	
rop	lim	
tig	zot	
wob	kug	
hap	yib	
cag	bam	
san	jop	
meb	fet	
wum	nat	
ved	pom	
<b>Score: _____/20</b>		
<b>Date: _____</b>		

► Pseudoword Decoding: Student Sheet

sab	ren	wub	tog	zum
bot	cam	mib	yob	kag
ped	fop	det	lat	vit
bom	gip	nim	bup	hig

-----  
FOLD

► Pseudoword Decoding: Student Sheet

mot	yob	wap	mig	fip
veb	cug	duť	gub	sed
tam	nud	ket	bim	rit
jom	zat	pob	lan	jup

► Pseudoword Decoding: Student Sheet

lam	nop	ret	hob	yun
vot	sig	bap	gat	kip
fim	zug	jad	ven	ped
com	dib	rud	wab	mog

-----  
FOLD

► Pseudoword Decoding: Student Sheet

bub	wim	kig	yan	rup
cun	sog	fap	vob	mip
gam	tud	het	dat	jit
mab	nug	len	pum	zed

► Pseudoword Decoding: Student Sheet

dit

rop

tig

wob

hap

cag

san

meb

wum

ved

gup

lim

zot

kug

yib

bam

jop

fet

nat

pom

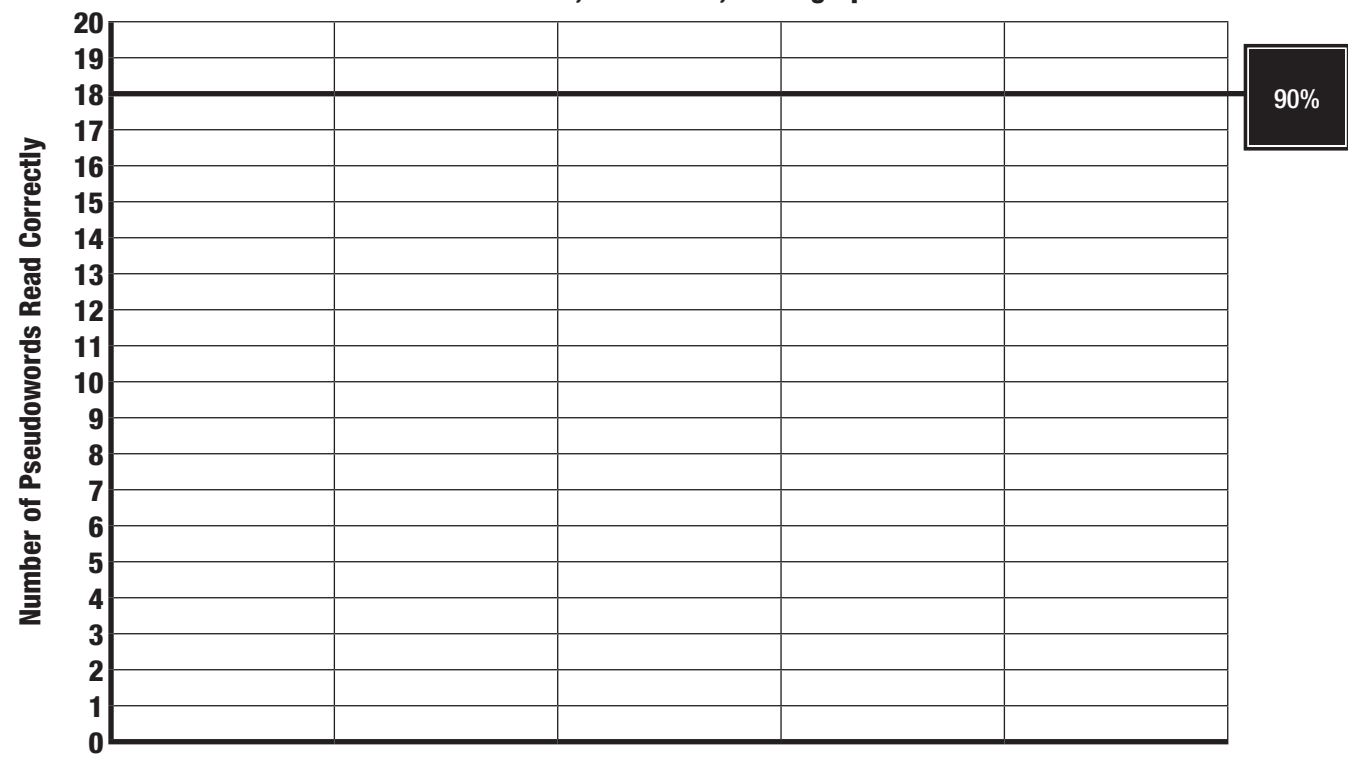
FOLD

**► Pseudoword Decoding: Student Progress Chart**

Student \_\_\_\_\_ Date Range \_\_\_\_\_

Teacher \_\_\_\_\_ Date Mastered \_\_\_\_\_

**CVC words, “s” blends, and digraphs**



**Date**

6	
rit	smat
theg	snib
sлом	jup
tam	wem
spig	pash
veb	nud
wap	skot
scad	chig
lisk	sted
shan	pob
<b>Score: _____/20</b>	
<b>Date: _____</b>	

7	
gad	smit
thig	nop
slin	snab
peb	shon
spog	misk
fim	tud
hisk	skib
bap	chag
rish	stip
scut	zug
<b>Score: _____/20</b>	
<b>Date: _____</b>	

8	
mab	smot
thid	len
slig	snup
het	wom
spon	pesk
wim	nug
nisk	stib
chog	scob
mish	zed
skud	shum
<b>Score: _____/20</b>	
<b>Date: _____</b>	

9	
lim	smib
pisk	snog
wum	pom
hish	cag
scag	bosh
shub	dit
thop	skun
sleb	chib
fet	stup
spug	nat
<b>Score: _____/20</b>	
<b>Date: _____</b>	

10	
sab	zum
thip	snid
slan	scap
ren	hig
spag	bish
wam	smub
fisk	tog
yob	chud
dask	stin
shib	skup
<b>Score: _____/20</b>	
<b>Date: _____</b>	

► Pseudoword Decoding: Student Sheet

rit	theg	sлом	tam	spig
veb	wap	scad	lisk	shan
smat	snib	jup	wem	pash
nud	skot	chig	sted	pob

-----  
FOLD

► Pseudoword Decoding: Student Sheet

gad	thig	slin	peb	spog
fim	hisk	bap	rish	scut
smit	nop	snab	shon	misk
tud	skib	chag	stip	zug

► Pseudoword Decoding: Student Sheet

mab	thid	slig	het	spn
wim	nisk	chog	mish	skud
smot	len	snup	wom	pesk
nug	stib	scob	zed	shum

-----  
FOLD

► Pseudoword Decoding: Student Sheet

lim	pisk	wum	hish	scag
shub	thop	sleb	fet	spug
smib	snog	pom	cag	bosh
dit	skun	chib	stup	nat



► Pseudoword Decoding: Student Sheet

sab

thip

slan

ren

spag

wam

fisk

yob

dask

shib

zum

snid

scap

hig

bish

smub

tog

chud

stin

skup

FOLD

## ► Pseudoword Decoding: Student Progress Chart


Student \_\_\_\_\_

Date Range \_\_\_\_\_

Teacher \_\_\_\_\_

Date Mastered \_\_\_\_\_

### CVC words, “l” and “r” blends, and digraphs



11		
nish	wip	
plap	chon	
tilk	pab	
ruck	brun	
drin	glep	
trup	blom	
sild	teg	
mord	grup	
rud	farn	
prag	shap	
<b>Score: ____/20</b>		
<b>Date: _____</b>		

12		
tig	blam	
plup	wep	
wilk	chan	
pib	frap	
cran	bron	
trop	shup	
seld	vill	
rad	reck	
mard	gorn	
grop	drig	
<b>Score: ____/20</b>		
<b>Date: _____</b>		

13		
wup	plip	
flin	keld	
chun	shum	
peb	nuck	
clom	drun	
trep	blim	
rill	ret	
nard	grap	
lud	forn	
prog	dilp	
<b>Score: ____/20</b>		
<b>Date: _____</b>		

14		
shig	wap	
flep	lib	
dold	chom	
beck	zorn	
trin	glup	
drup	clun	
relt	tog	
yort	grob	
sud	bram	
prug	zill	
<b>Score: ____/20</b>		
<b>Date: _____</b>		

15		
zarn	wep	
plob	tob	
zold	chim	
bock	brum	
tran	blin	
frep	crub	
nelk	pag	
vard	clib	
pud	yill	
shog	prup	
<b>Score: ____/20</b>		
<b>Date: _____</b>		

► Pseudoword Decoding: Student Sheet

nish	plap	tilk	ruck	drin
trup	sild	mord	rud	prag
wip	chon	pab	brun	glep
blom	teg	grup	farn	shap

-----  
FOLD

► Pseudoword Decoding: Student Sheet

tig	plup	wilk	pib	cran
trop	seld	rad	mard	grop
blam	wep	chan	frap	bron
shup	vill	reck	gorn	drig

► Pseudoword Decoding: Student Sheet

wup	flin	chun	peb	clom
trep	rill	nard	lud	prog
plip	keld	shum	nuck	drun
blim	ret	grap	forn	dilp

-----  
FOLD

► Pseudoword Decoding: Student Sheet

shig	flep	dold	beck	trin
drup	relt	yort	sud	prug
wap	lib	chom	zorn	glup
clun	tog	grob	bram	zill

► **Pseudoword Decoding: Student Sheet**

zarn

plob

zold

bock

tran

frep

nelk

vard

pud

shog

wep

tob

chim

brum

blin

crub

pag

clib

yill

prup

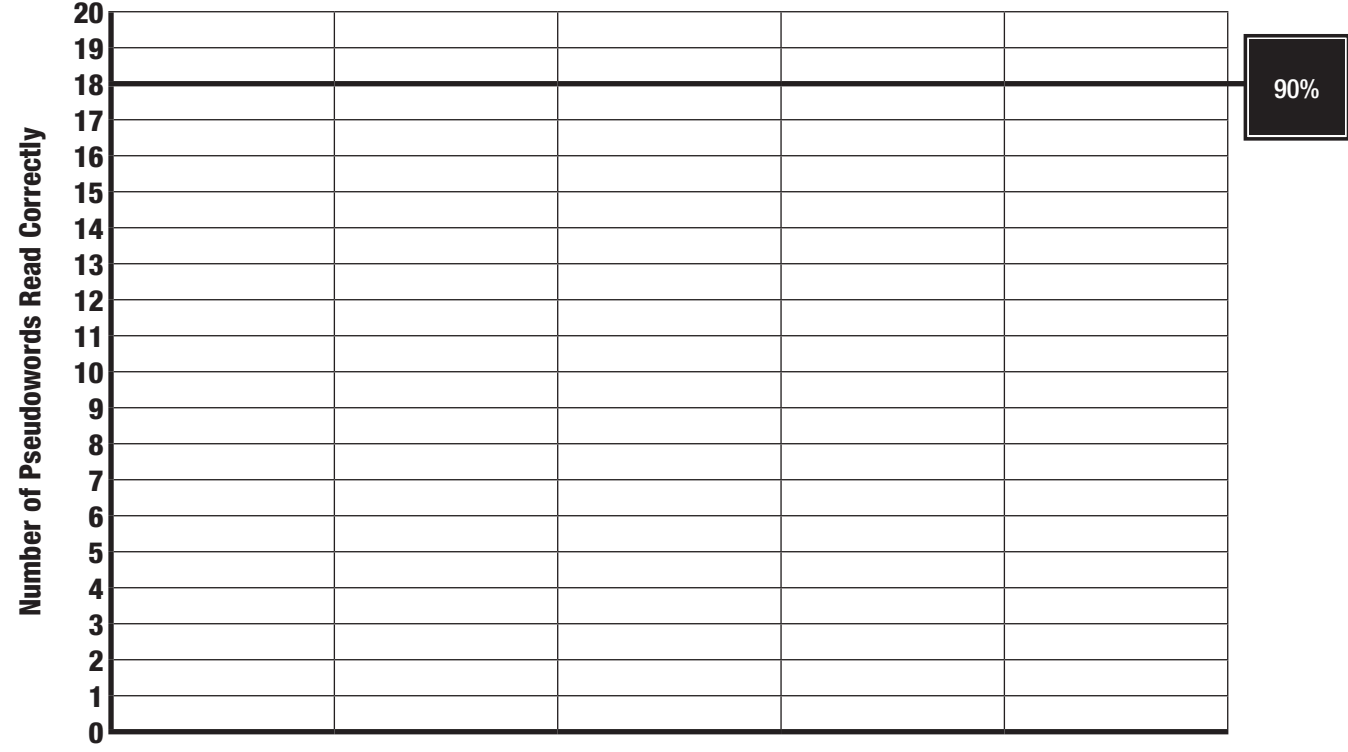
FOLD

**► Pseudoword Decoding: Student Progress Chart**

Student \_\_\_\_\_ Date Range \_\_\_\_\_

Teacher \_\_\_\_\_ Date Mastered \_\_\_\_\_

**Blends and digraphs with short vowels and CVCe**



\_\_\_\_\_ Date \_\_\_\_\_

16		
shike	besk	
drap	frane	
chell	plute	
blick	grom	
slape	pren	
vimp	creb	
sloke	thome	
tath	glite	
clate	shuff	
swock	trote	
Score: ____/20		
Date: _____		

17		
swick	frine	
drep	bock	
blesk	plune	
prape	grap	
cham	wump	
crin	brote	
sluke	thame	
tith	crok	
clute	shiff	
shipe	trate	
Score: ____/20		
Date: _____		

18		
crub	bish	
thime	frone	
glate	plabe	
shaff	grot	
truke	pran	
shile	vump	
drup	slome	
cheg	sith	
bluck	clane	
flipe	sweck	
Score: ____/20		
Date: _____		

19		
cred	zimp	
thibe	slume	
clune	sath	
prub	blate	
trake	swack	
shoff	pesh	
drub	frabe	
glick	grum	
chep	brape	
plone	shime	
Score: ____/20		
Date: _____		

20		
pish	zamp	
frobe	slune	
grike	dath	
brum	clipe	
prug	swuff	
shite	crok	
drib	thabe	
glack	plote	
chup	bleck	
fline	trape	
Score: ____/20		
Date: _____		

► Pseudoword Decoding: Student Sheet

shike      drap      chell      blick      slape

vimp      sloke      tath      clate      swock

besk      frane      plute      grom      pren

creb      thome      glite      shuff      trote

-----  
FOLD

► Pseudoword Decoding: Student Sheet

swick      drep      blesh      prape      cham

crin      sluke      tith      clute      shipe

frine      bock      plune      grap      wump

brote      thame      crob      shiff      trate

► **Pseudoword Decoding: Student Sheet**

crub      thime      glate      shaff      truke

shile      drup      cheg      bluck      flipe

bish      frone      plabe      grot      pran

vump      slome      sith      clane      sweck

-----  
FOLD

► **Pseudoword Decoding: Student Sheet**

cred      thibe      clune      prub      trake

shoff      drub      glick      chep      plone

zimp      slume      sath      blate      swack

pesh      frabe      grum      brape      shime



► **Pseudoword Decoding: Student Sheet**

pish

frobe

grike

brum

prug

shite

drib

glack

chup

fline

zamp

slune

dath

clipe

swuff

crod

thabe

plote

bleck

trape

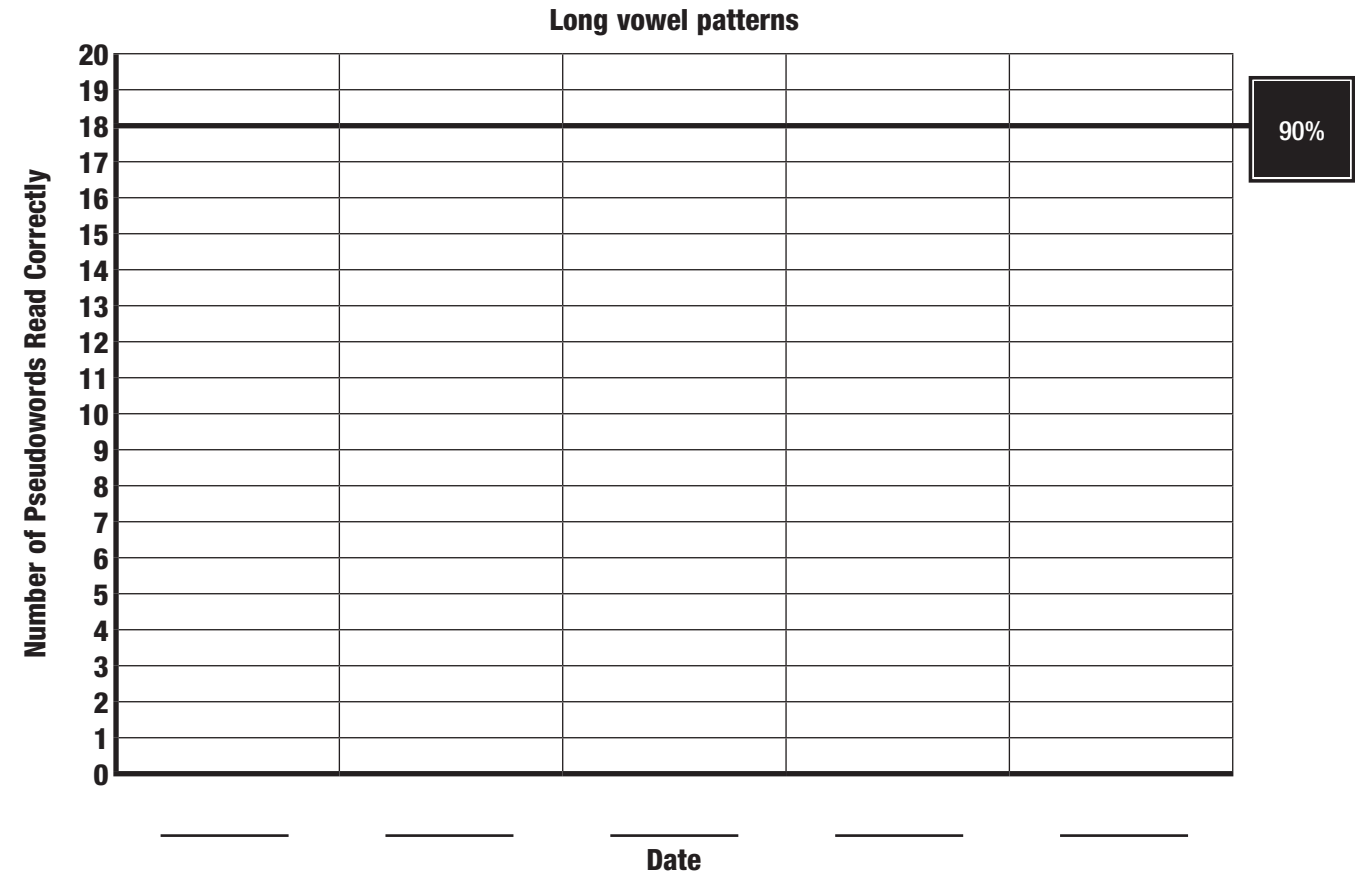
FOLD

---

**► Pseudoword Decoding: Student Progress Chart**

Student \_\_\_\_\_ Date Range \_\_\_\_\_

Teacher \_\_\_\_\_ Date Mastered \_\_\_\_\_



<b>21</b>		
shoam	brean	
waith	treel	
plote	shule	
roon	bray	
snite	frane	
frope	tume	
sleen	plast	
fline	goom	
glate	sleam	
skay	drait	
<b>Score: ____ /20</b>		
<b>Date: _____</b>		

<b>22</b>		
pite	breap	
wole	slean	
sleed	grile	
flune	dreel	
prote	snape	
frake	groof	
wain	tway	
shube	sloak	
toop	choam	
vay	spait	
<b>Score: ____ /20</b>		
<b>Date: _____</b>		

<b>23</b>		
blute	trone	
spail	glay	
choom	grole	
slude	teel	
snate	slape	
fripe	zeap	
sleem	choan	
moak	braim	
glite	stean	
dray	zoon	
<b>Score: ____ /20</b>		
<b>Date: _____</b>		

<b>24</b>		
pline	blune	
soam	fay	
hain	trule	
sloat	greel	
blane	stape	
frobe	frean	
kipe	shoop	
preem	neak	
blay	ploom	
pote	draid	
<b>Score: ____ /20</b>		
<b>Date: _____</b>		

<b>25</b>		
groam	zule	
dreal	bleam	
voom	prole	
brile	chune	
snope	trape	
fribe	shay	
dreet	ploan	
glane	raim	
koop	prait	
cray	breel	
<b>Score: ____ /20</b>		
<b>Date: _____</b>		

► Pseudoword Decoding: Student Sheet

shoam	waith	plote	roon	snite
frope	sleen	fline	glate	skay
brean	treel	shule	bray	frane
tume	plast	goom	sleam	drait

-----  
FOLD

► Pseudoword Decoding: Student Sheet

pite	wole	sleed	flune	prote
frake	wain	shube	toop	vay
breap	slean	grile	dreel	snape
groof	tway	sloak	choam	spait

► Pseudoword Decoding: Student Sheet

blute      spail      choom      slude      snate

fripe      sleem      moak      glite      dray

trone      glay      grole      teel      slape

zeap      choan      braim      stean      zoon

-----  
FOLD

► Pseudoword Decoding: Student Sheet

pline      soam      hain      sloat      blane

frobe      kipe      preem      blay      pote

blune      fay      trule      greel      stape

frean      shoop      neak      ploom      draid

► Pseudoword Decoding: Student Sheet

groam      dreal      voom      brile      snope

fribe      dreet      glane      koop      cray

zule      bleam      prole      chune      trape

shay      ploan      raim      prait      breel

FOLD

---